

# What do I use R for?

Dani Navarro

r, p, q, d  
psych car  
(lme) boot  
**statistics**  
BayesFactor  
JAGS (& Stan)

tidyr  
lubridate  
tidyverse (dplyr)  
magrittr  
**data cleaning**  
apply, etc

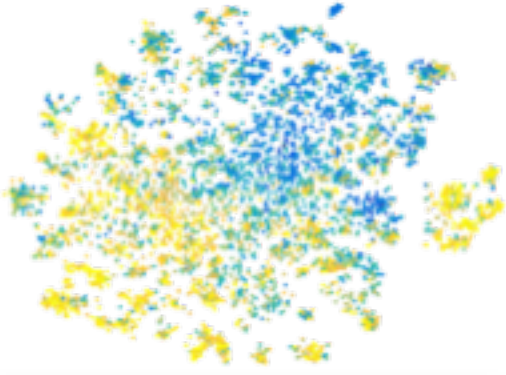
programming  
**cognitive models**  
(rtdist) optim

**data visualisation**  
base graphics (leaflet)  
ggplot

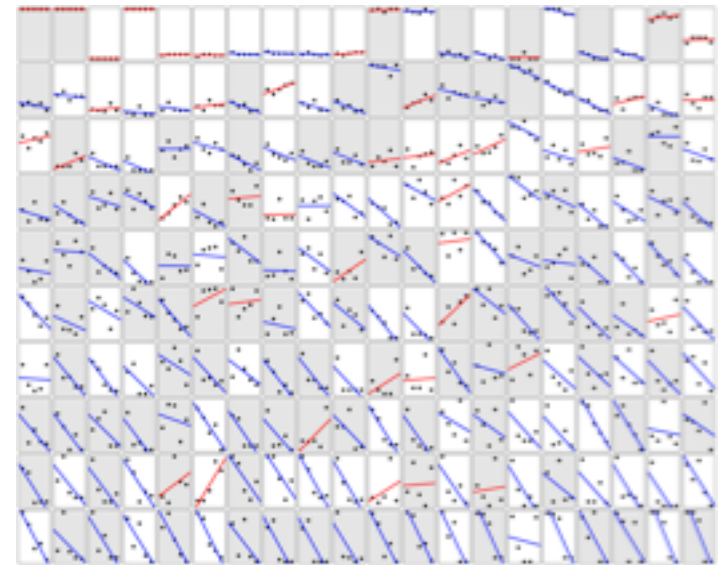
**other** imager  
art  
(Shiny) blogdown  
publications teaching!

# Examples

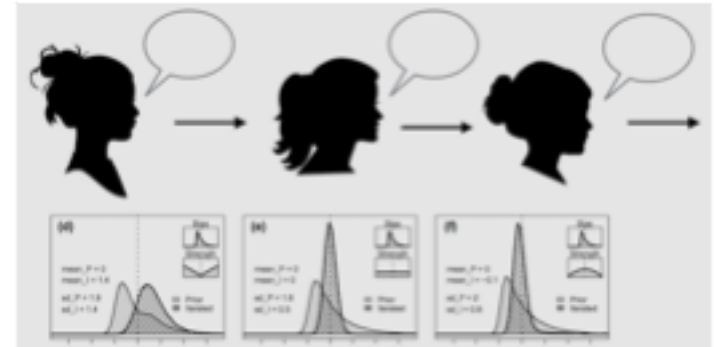
Using R to measure and analyse word association networks



Twitter



Using R to visualise 200 regressions using one figure



Using R to model the effect of individual differences have on cultural evolution